


# KLARUS®



**mi1c**  
Mini Bright Flashlight  
V2-2019.01.16

### Specifications

- CREE XP-L HI V3 LED, 50000 hours life.
- 4 lighting levels, 2 flashing modes.

Specification	Mode	High	Medium	Low	Moonlight	Strobe	SOS
ANSI lumens (LM) 16340		600	45	10	1	600	45
Runtime(h) 16340		1.2	5.6	32	6d	2.4	15.7
ANSI lumens (LM) CR123A		305	45	10	1	305	45
Runtime(h) CR123A		2.4	11.8	55	9d	4.7	33
Beam intensity(cd)		400	31	6.3	0.6		
Beam distance(m)		40	11	5	1.5		
Impact resistance(m)		1					
Waterproof		IPX8(2 meters submersible)					

- Working Voltage: 2V-4.2V.
- Compatible Batteries: CR123A x 1 or 16340 Li-ion battery x 1.
- Reflector: Convex Lens.
- Switch Type: Side Switch.
- Dimension: 20.5mm (0.81") x 19.8mm (0.78") x 54.5mm (2.15").
- Net Weight: 27g (0.95oz) (w/o battery).
- Material: 6061-T6 Aluminum Alloy Body, Mil-Spec HA III Anodizing.
- Included Accessories: Spare O Ring x 1, Stainless Steel Clip x 1, 16340 Li-ion Battery with Micro-USB Charging Port x 1.

**Note:** The above data has been measured in accordance with international flashlight testing standards ANSI/NEMA FL1 using CR123A Li-ion battery and KLARUS 16340 Li-ion battery under laboratory conditions. The data may vary slightly during actual use due to battery type, individual usage habits and environmental factors.

KLARUS is a member of PLATO, participating in and helping to develop the ANSI/NEMA FL1 standard of measurement. Product testing data is in accordance with these internationally recognized scientific standards.

### Operation

When OFF, click the side switch to enter into the last memorized mode when last powered off, click to change mode, cycle through moonlight(1LM)→Low mode(10LM)→Medium mode(45LM)→High mode(600LM or 305LM); Long press side switch for 1S to enter into the moonlight mode when OFF.  
Long press side switch for 1S to turn OFF when ON; Quick double-click the side switch to enter into strobe when the side switch is unlocked; Double click again to enter into SOS and click to exit.

### Lockout Function

Long press the side switch for 5S to lock the flashlight controls. Press the side switch three times to unlock the flashlight (The lamp will flash three times to indicate status change and will flash twice to indicate the flashlight is currently locked).

### Battery Capacity Indicator

When OFF, press the side switch three times, the main lamp flashes to indicate the battery capacity:  
Three times: 70%-100% capacity;  
Twice: 30%-70% capacity;  
Once: less than 30% capacity;  
The lamp flashes twice every three minutes when battery at less than 10% capacity, replace battery immediately.  
Note: The lamp will display as above only when using 16340 Li-ion batteries.

### Battery Installation



### Intelligent Temperature Protection System (ITS)

During turbo mode, the brightness will be adjusted automatically according to the temperature of the flashlight body in order to protect the LED and internal components. This makes the lights safer in operation and more comfortable to hold.

### Usage and Maintenance

- The flashlight's surface will increase in temperature during use, especially during periods of higher lumen output. The maximum safe operating surface temperature of the flashlight is 60°C/140°F.
- Please fully charge battery before initial use. Included battery is charged to less than 50% as a safety measure and will not power the flashlight at full output.
- To maintain waterproof condition, please lubricate the O-ring with resin or oil and replace worn O-rings as needed.
- Do not shine light directly into eyes.
- For long term storage, remove the batteries and store in a cool and dry location.

### Warranty

KLARUS guarantees the flashlight against defects in material and workmanship. Flashlight products that are

material and workmanship. Flashlight products that are found to be defective under normal use within 5 years of the proof of purchase date will be repaired or replaced without charge.  
• This warranty does not cover damage caused by accident, unreasonable use or product alteration. Failure to follow the general maintenance directions could result in damage to your flashlight that may not be covered by the KLARUS warranty.

### Limited Lifetime Warranty

If problems develop after 5 years from the date of purchase, KLARUS will charge for parts. The total repair fee will be assessed according to the cost of the replacement materials. If damage to the light is substantial, KLARUS will contact the customer via the dealer with a quote. The customer can then decide whether to proceed with the repairs or not. Freight will be paid by dealer or customer.

### Warranty Procedure

- If this flashlight does not perform to the specification, the product will be repaired or replaced as described above.
- Please contact your original KLARUS dealer for replacement and repairs.
- If the warranty issue cannot be resolved by the dealer, please contact KLARUS at service@klaruslight.com for assistance. Please provide the following information to expedite the process:  
1) List the serial number on the light.  
2) Include a detailed description identifying the issue, accompanied by pictures or a short video demonstration if necessary.  
3) Provide the name and store of the dealer you made the purchase from; and a copy of the proof of purchase.



Website




Facebook

**KLARUS LIGHTING TECHNOLOGY CO., LIMITED**  
Address: 5/F, No.26 Building, Niulanqian Industrial Park, Longhua District, Shenzhen City, 518131, China.  
Phone: +86-755-27700110  
Email: info@klaruslight.com, sales@klaruslight.com  
Customer Service: service@klaruslight.com  
Website: www.klaruslight.com



Made in China

# KLARUS®



**mi1c**  
迷你高亮手电  
V2-2019.01.16

### 规格

- 采用美国进口CREE XP-L HI V3 LED, 寿命长达50000小时。
- 模式: 4种亮度模式, 2种闪烁模式。

ANSI/NEMA FL1	高亮	中亮	低亮	月光	爆闪	SOS
亮度(LM) 16340电池	600	45	10	1	600	45
续航时间(h) 16340电池	1.2	5.6	32	6d	2.4	15.7
亮度(LM) CR123A电池	305	45	10	1	305	45
续航时间(h) CR123A电池	2.4	11.8	55	9d	4.7	33
光强(cd)	400	31	6.3	0.6		
射程(m)	40	11	5	1.5		
抗跌落(m)	1					
防水等级	IPX8级防水(水下2m)					

- 工作电压 2.0V-4.2V。
- 电池: 1节CR123A或者1节16340锂离子电池。
- 反光杯: 单凸透镜。
- 开关类型: 侧按开关。
- 尺寸: 20.5mm x 19.8mm x 54.5mm。
- 重量: 27g(不含电池)。
- 材料: 6061-T6 铝合金, 军规三级硬质阳极氧化表面处理。
- 配件: 备用O圈 x 1, 抱夹 x 1, 带Micro-USB直充16340锂离子电池 x 1。

备注: 以上参数是按照国际手电筒测量标准ANSI/NEMA FL1所述之方法测量所得, 所使用电池为高性能CR123A锂离子电池和KLARUS 16340锂离子电池。实际数据可能会随着不同电池或使用环境而产生影响。KLARUS是美国手电行业协会(PLATO)的成

员, 参与制定和优化ANSI/NEMA FL1手电标准, 产品测试数据科学。

### 使用操作

关机时单击侧按开关进入记忆档位, 单击换挡, 依次为月光(1LM)→低亮(10LM)→中亮(45LM)→高亮(600LM或305LM)循环。  
关机时长按侧按开关1S进入月光档位; 开机时长按1S关机。  
侧按键不锁定情况下快速双击侧按进入爆闪, 再次双击进入SOS, 单击返回原来模式。


### 锁定功能

关机状态下长按5S锁定按键, 锁定后主灯闪烁3次提示已锁定。  
快速三击按键解锁, 解锁后主灯闪烁3次提示按键已解锁; 如解锁未成功, 主灯闪烁2次提示解锁失败。

### 电量指示功能

关机状态下, 侧按开关快速单击3次主灯闪烁次数指示电池电量, 3次70%-100%, 2次30%-70%, 1次30%以下。  
电量低于10%的时候主灯每隔3分钟闪2次提示用户电量不足, 需及时更换电池。  
注: 此电量指示功能只针对16340锂离子电池。

### 电池更换



### 智能温控系统

在最高亮时, 智能温控系统会根据灯具的温度来调节输出亮度, 以保护LED及内部元器件, 更安全可靠, 同时增加手握舒适度。

### 使用及维护

- 灯具在使用过程中, 灯具表面温度在60°C以下属于正常情况, 请放心使用。
- 充电电池出厂时只有50%以下电量, 直接使用不能达到最高亮度和正常续航时间, 首次使用请将电池充满。
- 为达到最佳防水性能, 请定期检查防水O圈的完整性并请适量涂抹润滑硅脂于防水O圈上以延长其使用寿命。
- 如O圈损坏, 请及时更换原厂O圈以确保您所使用的产品的优异防水性能。
- 请勿将灯具的光线直接照射人类或动物的眼睛。
- 长时间不使用灯具时, 请将电池取出, 并妥善存放于阴凉干燥处。

### 保修

- 15天保换期: 自售出之日起15天内, 在正常使用情况下, 出现产品质量问题, 客户可选择更换新品或维修

服务, 要求更换时, 所换产品应为返修产品同型号同规格的新品; 如同型号同规格的产品停止生产时, 则调换不低于原产品性能的同品牌产品。  
• 5年免费保换期: 自售出之日起5年内, 用户在正常使用情况下, 出现产品质量问题, 可享受免费维修服务。  
• 终身有限保修: 超过5年免费保换期外, 提供有偿保修, 费用以实际更换材料费用为准, 不另收取人工费。



关注微信



进入官网



京东购买



淘宝购买

**深圳市凯瑞兹电子科技有限公司**

地址: 深圳市龙华新区民治牛栏前工业区26栋5楼  
邮编: 518131  
电话: +86-755-27700110  
邮箱: info@klaruslight.com, sales@klaruslight.com  
售后: service@klaruslight.com  
网站: www.klaruslight.cn



Made in China